



ದಾವಣಗೆರೆ ವಿಶ್ವವಿದ್ಯಾನಿಲಯ

ಅರ್ಥಶಾಸ್ತ್ರ ಅಧ್ಯಯನ ವಿಭಾಗ ಶಿವಗಂಗೋತ್ರಿ ದಾವಣಗೆರೆ-577007

ಸಂಖ್ಯೆ:ದಾವಿವಿ:ಅರ್ಥಶಾಸ್ತ್ರ: / 158 / :2023-24

ದಿನಾಂಕ:02.11.2023


ಕುಲಸಚಿವರು
ದಾವಣಗೆರೆ ವಿಶ್ವವಿದ್ಯಾನಿಲಯ
ಶಿವಗಂಗೋತ್ರಿ
ದಾವಣಗೆರೆ - 577007

ಮಾನ್ಯರೇ,

ವಿಷಯ : ಪ್ರವೇಶಾತಿ ತಾತ್ಕಾಲಿಕ ಆಯ್ಕೆ ಪಟ್ಟಿಯನ್ನು ಕಳುಹಿಸುವ ಬಗ್ಗೆ.

ಮೇಲೆ ತಿಳಿಸಿರುವ ವಿಷಯಕ್ಕೆ ಸಂಬಂಧಿಸಿದಂತೆ 2023-24ನೇ ಸಾಲಿನ ಅರ್ಥಶಾಸ್ತ್ರ ವಿಭಾಗದ ಪ್ರವೇಶಾತಿಯ ತಾತ್ಕಾಲಿಕ ಆಯ್ಕೆ ಪಟ್ಟಿಯನ್ನು ತಮ್ಮ ಕಛೇರಿಗೆ ಸಲ್ಲಿಸಲಾಗಿದೆ.

ತಮ್ಮ ವಿಶ್ವಾಸಿ,

 02/11/23

ಮುಖ್ಯಸ್ಥರು
ಅರ್ಥಶಾಸ್ತ್ರ ವಿಭಾಗ
ದಾವಣಗೆರೆ.

CHAIRMAN
Department of Studies in Economics
Davangere University
Shivagangothri, Davangere-577007.


M.A. Economics 2023-24 Provisional Consolidated Merit List

Reg. No.	Application No.	JOCINA SACHIN	University	Category	Max. Marks	I	II	III	IV	V	VI	Marks Obtained	Percentage	Attempt	Effective Percentage (EP)	50 % of EP	Entrance Exam Marks (EE)	50% of Entrance Exam	Total Percentage of UG and EE	KM	RURAL	NCC	RP	NSS	HR	PH	SP	S & G	OP	Remarks		
A2302060	66	NAVYAR	DUJ	ST	800	89	92	93	91	181	186	732	91.50	0	91.50	45.75	56	28	73.75	Y	Y											
A2302062	2	MALTHEESH M	DUJ	ST	800	85	81	100	94	153	174	685	85.63	0	85.63	42.81	58	29	71.81		Y											
A2302096	92	NATARAJA	DUJ	II-A	800	80	82	85	86	171	175	677	84.63	0	84.63	42.31	56	28	70.31							Y						
A2302051	51	POOJAD	DUJ	III-B	800	87	83	95	82	179	174	700	87.50	0	87.50	43.75	48	24	67.75	Y												
A2302079	76	VINAY N	DUJ	ST	800	72	83	79	81	175	175	665	83.13	0	83.13	41.56	52	26	67.56	Y	Y											
A2302129	114	DEEPIKA S N	DUJ	SC	800	83	84	88	79	176	166	676	84.50	0	84.50	42.25	50	25	67.25	Y	Y											
A2302081	78	KUMARASWAMY R	DUJ	ST	800	71	84	89	87	166	175	672	84.00	0	84.00	42.00	50	25	67.00	Y	Y											
A2302004	4	SUSHAMA H K	DUJ	III	800	77	74	91	82	166	163	653	81.63	0	81.63	40.81	52	26	66.81	Y												
A2302142	135	AKASH MA	DUJ	III	800	88	83	91	90	166	179	697	87.13	0	87.13	43.56	46	23	66.56	Y												
A2302158	150	ANSHATHA P M	DUJ	2A	800	88	84	88	93	179	186	718	89.75	0	89.75	44.88	42	21	65.88	Y												
A2302087	84	SHANKARAGURU B	DUJ	SC	800	82	68	80	77	149	162	618	77.25	0	77.25	38.63	54	27	65.63					Y								
A2302113	108	J SHIVANI	DUJ	III-B	800	79	85	69	85	175	185	678	84.75	0	84.75	42.38	46	23	65.38	Y	Y			Y								
A2302033	33	ANITHAL ANSHAM K	DUJ	2A	800	59	83	85	83	176	175	661	82.63	0	82.63	41.31	48	24	65.31	Y												
A2302021	21	ABHISHEK H M	DUJ	C-1	800	71	89	100	82	184	183	709	88.63	0	88.63	44.31	40	20	64.31	Y	Y			Y								
A2302010	10	KUSHUMA RAJ J	DUJ	SC	800	62	83	79	77	169	176	646	80.75	0	80.75	40.38	46	23	63.38	Y	Y			Y								
A2302071	70	SUREYA V H	DUJ	ST	800	88	89	76	80	181	179	693	86.63	0	86.63	43.31	40	20	63.31	Y	Y											
A2302070	69	REKHA T	DUJ	II-A	800	89	88	75	85	179	177	693	86.63	0	86.63	43.31	40	20	63.31	Y												

MA Economics 2023-24

Provisional Consolidated Merit List

Sl. No.	Applicant Name	Registration No.	Grade	Category	Roll No.	1	2	3	4	5	6	7	8	9	10	11	12	13	14	15	16	17	18	19	20	21	22	23	24	25	26	27	28	29	30	31	32	33	34	35	36	37	38	39	40	41	42	43	44	45	46	47	48	49	50	51	52	53	54	55	56	57	58	59	60	61	62	63	64	65	66	67	68	69	70	71	72	73	74	75	76	77	78	79	80	81	82	83	84	85	86	87	88	89	90	91	92	93	94	95	96	97	98	99	100																																																								
1	ADARSH K	2023001	1	SC	101	12	15	18	20	22	25	28	30	32	35	38	40	42	45	48	50	52	55	58	60	62	65	68	70	72	75	78	80	82	85	88	90	92	95	98	100	102	105	108	110	112	115	118	120	122	125	128	130	132	135	138	140	142	145	148	150	152	155	158	160	162	165	168	170	172	175	178	180	182	185	188	190	192	195	198	200	202	205	208	210	212	215	218	220	222	225	228	230	232	235	238	240	242	245	248	250	252	255	258	260	262	265	268	270	272	275	278	280	282	285	288	290	292	295	298	300	302	305	308	310	312	315	318	320	322	325	328	330	332	335	338	340	342	345	348	350	352	355	358	360	362	365	368	370	372	375	378	380	382	385	388	390	392	395	398	400


Anna University
 Chennai
 Department of Studies in Economics
 Anna University, Chennai-600 045

18	A2302042	42	AMRUTH K	DU	C-1	800	77	89	76	91	186	176	695	86.88	0	86.88	43.44	38	19	62.44	Y	Y																		
19	A2302024	24	YASHAVANTHAM	DU	SC	800	78	74	72	76	150	164	614	76.75	0	76.75	38.38	48	24	62.38																				
20	A2302128	122	AKASHIA N G	DU	III-B	800	78	79	90	80	168	164	659	82.38	0	82.38	41.19	42	21	62.19																		3rd BA 314		
21	A2302049	49	RAKSHITHA G M	DU	ST	800	78	74	94	65	175	169	655	81.88	0	81.88	40.94	42	21	61.94																				
22	A2302047	47	PADMAVATHI C B	DU	ST	800	82	66	89	75	148	153	613	76.63	0	76.63	38.31	46	23	61.31	Y	Y																		
23	A2302153	146	ROJA N G	DU	2A	800	80	84	70	81	174	176	665	83.13	1	80.13	40.06	42	21	61.06	Y	Y																		
24	A2302020	20	PALLAVI K S	DU	SC	800	50	83	97	79	170	162	641	80.13	0	80.13	40.06	42	21	61.06																				
25	A2302133	127	ARUN H S	DU	III-B	800	77	80	85	87	162	157	648	81.00	1	78.00	39.00	44	22	61.00																				
26	A2302127	121	PRIYAN K	DU	III-B	800	70	82	83	87	163	169	654	81.75	0	81.75	40.88	40	20	60.88	Y	Y																		
27	A2302164	155	RANJITHA R	DU	C-1	800	80	89	86	73	171	184	683	85.38	0	85.38	42.69	36	18	60.69																				
28	A2302031	31	TEJASWINI N	DU	3B	800	60	79	72	72	136	167	586	73.25	0	73.25	36.63	48	24	60.63	Y																			
29	A2302110	105	PRADEEPAKUMARA B K	DU	ST	800	62	69	69	78	152	171	601	75.13	0	75.13	37.56	46	23	60.56																			KM Incompleted	
30	A2302045	45	MANOHARA G H	DU	ST	800	59	61	78	77	140	153	568	71.00	0	71.00	35.50	50	25	60.50																			KM INCOMPLETE	
31	A2302074	72	LIKITHA NAG N B	DU	ST	800	58	80	77	88	176	184	663	82.88	0	82.88	41.44	38	19	60.44																			3rd BA 360	
32	A2302007	7	S M TARUNKUMAR	DU	SC	800	58	78	73	83	130	145	567	70.88	0	70.88	35.44	50	25	60.44	Y																		3rd BA 275	
33	A2302141	134	KOUNAIN TABASSUM	DU	2B	800	76	86	98	89	166	178	693	86.63	0	86.63	43.31	34	17	60.31	N																		INCOME EXPR	
34	A2302013	13	PAVITRA B	DU	SC	800	48	77	51	60	132	148	516	64.50	0	64.50	32.25	56	28	60.25																				
35	A2302022	22	HARSHAVARDHAN M	DU	C-1	800	71	72	75	66	174	162	620	77.50	0	77.50	38.75	42	21	59.75																				
36	A2302156	148	ALISHA KOUSAR	DU	2B	800	86	85	60	74	178	164	647	80.88	0	80.88	40.44	38	19	59.44																				3rd BA 342
37	A2302069	68	UMESH M NAYAK	DU	SC	800	72	75	66	78	163	158	612	76.50	0	76.50	38.25	42	21	59.25	Y	Y																		
38	A2302003	3	SACHIN B	DU	SC	800	44	77	62	82	141	153	559	69.88	0	69.88	34.94	48	24	58.94	Y	Y																		
39	A2302099	95	RAJHIKA S H	DU	C-1	800	77	77	58	74	164	172	622	77.75	0	77.75	38.88	40	20	58.88	Y	Y																		
40	A2302080	77	KIRAN H S	DU	C-1	800	62	79	58	78	170	174	621	77.63	0	77.63	38.81	40	20	58.81																				


3rd BA 344
CHAIRMAN

Sl. No.	Name of the Candidate	Registration No.	Grade	Percentage	Result	Remarks
1	ADITHYAN	101	10	85	Pass	
2	ADITHYAN	102	10	85	Pass	
3	ADITHYAN	103	10	85	Pass	
4	ADITHYAN	104	10	85	Pass	
5	ADITHYAN	105	10	85	Pass	
6	ADITHYAN	106	10	85	Pass	
7	ADITHYAN	107	10	85	Pass	
8	ADITHYAN	108	10	85	Pass	
9	ADITHYAN	109	10	85	Pass	
10	ADITHYAN	110	10	85	Pass	
11	ADITHYAN	111	10	85	Pass	
12	ADITHYAN	112	10	85	Pass	
13	ADITHYAN	113	10	85	Pass	
14	ADITHYAN	114	10	85	Pass	
15	ADITHYAN	115	10	85	Pass	
16	ADITHYAN	116	10	85	Pass	
17	ADITHYAN	117	10	85	Pass	
18	ADITHYAN	118	10	85	Pass	
19	ADITHYAN	119	10	85	Pass	
20	ADITHYAN	120	10	85	Pass	
21	ADITHYAN	121	10	85	Pass	
22	ADITHYAN	122	10	85	Pass	
23	ADITHYAN	123	10	85	Pass	
24	ADITHYAN	124	10	85	Pass	
25	ADITHYAN	125	10	85	Pass	
26	ADITHYAN	126	10	85	Pass	
27	ADITHYAN	127	10	85	Pass	
28	ADITHYAN	128	10	85	Pass	
29	ADITHYAN	129	10	85	Pass	
30	ADITHYAN	130	10	85	Pass	
31	ADITHYAN	131	10	85	Pass	
32	ADITHYAN	132	10	85	Pass	
33	ADITHYAN	133	10	85	Pass	
34	ADITHYAN	134	10	85	Pass	
35	ADITHYAN	135	10	85	Pass	
36	ADITHYAN	136	10	85	Pass	
37	ADITHYAN	137	10	85	Pass	
38	ADITHYAN	138	10	85	Pass	
39	ADITHYAN	139	10	85	Pass	
40	ADITHYAN	140	10	85	Pass	
41	ADITHYAN	141	10	85	Pass	
42	ADITHYAN	142	10	85	Pass	
43	ADITHYAN	143	10	85	Pass	
44	ADITHYAN	144	10	85	Pass	
45	ADITHYAN	145	10	85	Pass	
46	ADITHYAN	146	10	85	Pass	
47	ADITHYAN	147	10	85	Pass	
48	ADITHYAN	148	10	85	Pass	
49	ADITHYAN	149	10	85	Pass	
50	ADITHYAN	150	10	85	Pass	

OFFICERS
 Department of Studies in Business
 Durgam Cheruvu University
 Durgam Cheruvu, Bangalore-570017

OTHER UNIVERSITY CANDIDATES

1	A2302151	144	VIDYA HIREBIDARI	OU	3B	800	72	60	68	77	91	177	171	648	81.00	0	81.00	40.50	44	22	62.50																				
2	A2302026	26	ANNAPOORNA	OU	ST	800	46	68	61	80	141	160	556	69.50	0	69.50	34.75	44	22	56.75	Y																				
3	A2302166	157	KARTHIK G N	OU	GM	1250	69	152	80	84	153	170	708	56.64	1	53.64	26.82	54	27	53.82																					
4	A2302167	158	SWAMY J	OU	C-1	800	53	46	59	54	97	96	405	50.63	2	44.63	22.31	46	23	45.31																					
5	A2302027	27	SHASHIKUMARA C	OU	C-1	800	46	48	42	47	120	100	403	50.38	3	41.38	20.69	40	20	40.69	Y																				
6	A2302162	153	HIPRADEEPA	OU	ST	600	59	69	66	58	55	0	307	51.17	0	51.17	25.58	28	14	39.58	Y																				
7	A2302057	57	ARUN B C	OU	ST	800	58	64	72	67	138	165	564	70.50	0	70.50	35.25	40	20	55.25																					
8	A2302072	71	SAVITHAS	OU	SC	800	54	47	82	84	170	167	604	75.50	0	75.50	37.75	34	17	54.75	Y	Y																			
9	A2302135	128	MRATHANAMMA	OU	ST	800	75	79	76	86	144	162	622	77.75	1	74.75	37.38	50	25	62.38																					
10	A2302116	111	RADHAI D	OU	C-1	800	52	64	71	73	111	148	519	64.88	0	64.88	32.44	44	22	54.44																					
11	A2302093	89	K RADHIKA	OU	ST	800	59	76	80	85	167	0	467	58.38	0	58.38	29.19	36	18	47.19	Y	Y																			
12	A2302119	113	BEERENDRAKESHAVA T T	OU	II-A	800	67	76	61	69	149	161	583	72.88	0	72.88	36.44	46	23	59.44																					



S. M. MANOJ KUMAR
 Department of Studies in Economics
 Davangere University
 Shivajinagar, Davangere-577407.

6th sem mark card
not attached
(V/SKU)

3rd BA 310


List of absentees for P. G. CET in Economics

1	A2302068	68	HANUMANTHA	DU	SC	800	69	80	67	77	157	167	617	77.13	0	77.13	38.56	100	0	38.56																	
2	A2302073	73	KAVYAK	DU	ST	800	80	81	71	76	164	142	614	76.75	0	76.75	38.38	100	0	38.38	Y	Y															
3	A2302075	75	SHILPAR	DU	III-B	800	49	69	75	80	138	136	547	68.38	0	68.38	34.19	100	0	34.19	Y																
4	A2302092	92	KURUMANAHALLI GOWRAMMA	OU	ST	800	75	81	88	88	169	0	501	62.63	0	62.63	31.31	100	50	81.31	Y				Y												
5	A2302107	107	VILAYANMA M	DU	SC	800	73	79	76	81	170	171	650	81.25	0	81.25	40.63	100	50	90.63																	
6	A2302118	118	BALAJI B V	DU	GM	800	44	55	72	62	134	132	499	62.38	0	62.38	31.19	100	50	81.19																	
7	A2302134	134	NEHA MK	OU (TU)	SC	800	56	88	74	78	155	163	614	76.75	0	76.75	38.38	100	50	88.38																	
8	A2302154	154	MANOJ RAJU ARYA	OU	3B	600	48	67	47	51	54	0	267	44.50	0	44.50	22.25	100	50	72.25																	6TH MARKS CARD
9	A2302161	161	SHAKUNTHALAK G	DU	2A	1000	74	79	87	79	205	226	750	75.00	0	75.00	37.50	100	50	87.50	Y	Y															


CHAIRMAN
 Department of Studies in Economics
 Davangere University
 Shivagangothri, Davangere-577000

List of absentees for P.G. CET in Economics

1	A2302068	68	HANUMANTHA	DU	SC	800	69	80	67	77	157	167	617	77.13	0	77.13	38.56	100	0	38.56																	
2	A2302073	73	KAVYA K	DU	ST	800	80	81	71	76	164	142	614	76.75	0	76.75	38.38	100	0	38.38	Y	Y															
3	A2302075	75	SHILPA R	DU	III-B	800	49	69	75	80	138	136	547	68.38	0	68.38	34.19	100	0	34.19	Y																
4	A2302092	92	KURUMANAHALLI GOWRAMMA	OU	ST	800	75	81	88	88	169	0	501	62.63	0	62.63	31.31	100	50	81.31	Y				Y												
5	A2302107	107	VJAYANMAMA M	DU	SC	800	73	79	76	81	170	171	650	81.25	0	81.25	40.63	100	50	90.63																	
6	A2302118	118	BALAJI B V	DU	GM	800	44	55	72	62	134	132	499	62.38	0	62.38	31.19	100	50	81.19																	
7	A2302134	134	NEHA MK	OU (TU)	SC	800	56	88	74	78	155	163	614	76.75	0	76.75	38.38	100	50	88.38																	
8	A2302154	154	MANNOI RAJU ARYA	OU	3B	600	48	67	47	51	54	0	267	44.50	0	44.50	22.25	100	50	72.25																	6TH MARKS CARD
9	A2302161	161	SHAKUNTHALA K G	DU	2A	1000	74	79	87	79	205	226	750	75.00	0	75.00	37.50	100	50	87.50	Y	Y															


CHAIRMAN
 Department of Studies in Economics
 Davangere University
 Shivagangothri, Davangere-577