



ದಾವಣಗೆರೆ ವಿಶ್ವವಿದ್ಯಾಲಯ
Davangere University



ಸತ್ಯಂ ಶಿವಂ ಸುಂದರಂ

ವಿಶ್ವವಿದ್ಯಾಲಯ ದೃಶ್ಯಕಲಾ ಮಹಾವಿದ್ಯಾಲಯ
(ಘಟಕಕಾಲೇಜು)
ದಾವಣಗೆರೆ 577 004. ಕರ್ನಾಟಕ.

UNIVERSITY COLLEGE OF VISUAL ARTS
(Constituent College of Davangere University)
Davanagere 577 004. Karnataka.

Curriculum frame work for
Bachelor of Visual Art

BVA in Foundation
1st & 2nd Semester
(NEP-2020)

Onwards 2023-24

Course Structure and Syllabus for Under Graduation (UG)



Davangere University
UNIVERSITY COLLEGE OF VISUAL ARTS, DAVANGERE
(Constituent College of Davangere University)
National Education Policy (NEP)-2020

BVA FOUNDATION
BACHELOR OF VISUAL ARTS

SYLLABUS

PREAMBLE:

The College BVA Foundation in Visual Arts introduces students to the multifaceted world of visual art and art history, equipping them with basic practical skills in drawing, painting, sketching, pictorial and color composition, printmaking, 2D and 3D modelling, Animation & Multimedia and some aspects of applied art, Classes in languages, the Constitution of India and Environmental study, public Health are conducted according to Davangere University recommendations.

By the end of the two semesters (Foundation), students will be better equipped to make an informed decision on the area of specialization they want to choose for the subsequent six semesters. Electives and workshops are designed to expose them to different media and ways of working with creative ideas and materials.

Instruction for the Foundation Course includes components of studio practice, class lectures, outdoor sketching and painting, workshops presentations, field work, interactions with mentors, artists and scholars, visits to museums, galleries and art historical sites, continuous evaluations and semester examinations. The medium of instruction is in English / Kannada.

UNIVERSITY COLLEGE OF VISUAL ARTS, DAVANGERE

Programme 2023-24
(NEP-2020)


STRUCTURES FOR BACHELOR OF VISUAL ART PROGRAMS (BVA)

BVA Foundation 1st Semester


S. N	Course Code	Category of Course	Title of the Course	Credits	No. of Teaching hours per week	Evaluation Pattern	Internal Marks		Exam Marks		Total	Exam Hours
Discipline Specific Core (DSC)												
1	BVA F.I-P	DSC-VA 1	Introduction to Basic Drawing -I	04	08	Art Work Display & Presentation	50	25	50	25	100	15
2	BVA F.I-P	DSC-VA 2	Fundamentals of Design 2D -I	03	08		50	25	50	25	100	15
	BVA F.I-P	DSC-VA 3	Fundamentals of Modeling 3D -I	03	04		50	25	50	25	100	05
3	BVA F.I-T	DSC-VA 4	Introduction to History of Indian Art	03	03	Written Exam Theory	40	14	60	21	100	02
Open Elective (OE)												
4	BVA F.I-P	OE-VA 1	OE - Visual Arts Basic Drawing and Painting-I	03	03	Art Work Display & Presentation	50	25	50	25	100	5
Ability Enhancement Compulsory Course (AECC)												
5	BVA F.I-L1	AECC-1	Language-1 Kannada / Hindi / English	03	04	Written Exam Theory	40	14	60	21	100	02
6	BVA F.I-L2	AECC-2	Language-2 Kannada / Hindi / English	03	04		40	14	60	21	100	02
Skill Enhancement: Skill Based (SEC)												
7	BVA F.I-P	SEC-1	Digital Fluency	02	02	Computer work Display & Presentation	50	25	--	--	50	--
Skill Enhancement: Value Based (SEC)												
8	BVA F.I-P	SEC-2	Yoga & Health & Wellness	02	02	Per formation / Practical	50	25	--	--	50	--
				26	38		420		380		800	
OE Paper is to be offered for the Students other than BVA												

Note:

- 1) Practical Examination will be conducted in Second Semester.
- 2) Evaluation for practical subject will be done thorough Display & Presentation in the First Semester
- 3) Final submission with display & presentation evaluation hours within five students for one day evaluation hours & more than ten students for two days evaluation hours
- 4) 1st Semester Language Subjects in UG Programme prescribed Syllabus (Only first half)


BOS Chairman
UG-PG in Visual Arts,
University College of Visual Arts,
Davangere


Registrar
Davangere University
Shivagangotri, Davangere


DEAN
Faculty of Arts
Davangere University
Shivagangotri, Davangere.

DAVANGERE UNIVERSITY
UNIVERSITY COLLEGE OF VISUAL ARTS, DAVANGERE
Contents of Courses for Bachelor of Visual Arts (BVA)

BVA FOUNDATION

1st Semester

Program Name	BVA Foundation		Semester	First Semester
Course Title	INTRODUCTION TO BASIC DRAWING -01 (Practical)			
Course Code:	DSC-VA01	Total Marks	100	
Contact hours	120 Hours	Practical No. of Credits	04	
Formative Assessment Marks	50	Summative Assessment Marks	50	

Course Outcomes (COs): After the successful completion of the course, the student will be able to:

- *Practicing and creating art with different drawing medium and developing artistic skills.
- *Functional knowledge of tradition, conventions and evolution of the discipline as related to issue of representation and illusion.
- *Ability to synthesize the use of drawing, two dimensional compositions.
- *Enhances the emotional intelligence.
- *Students should be exposed to drawings made by master artists in various mediums at different times.

Course Description: To develop the appropriate skill of Drawing, using various drawing tools and to develop the sense of observation and co-ordination.

Contents	120Hrs
<p>Unit 01: Drawing</p> <ul style="list-style-type: none"> *Outdoor Sketching: Rapid sketches in place like streets, markets, station any Public place... etc. and also museums and zoos. * Detailed studies from organic and inorganic forms. * Knowledge of Geometry and Perspective and its practices. *Drawing of architectural structures, machinery, day-to-day utilities etc. *Memory Drawings. <p>Unit 02: Nature Study</p> <ul style="list-style-type: none"> * Drawing and painting from Nature: Study from any kind of forms in nature – shells, leaves, plants, trees, rocks, etc. 	

*Line drawing to mass drawings and painting to develop an understanding flight & shade, character of nature and the like are to be done with the study of Trees.

*Some studies in landscapes. (Pen & ink, Poster colours, Pencil, water colour, charcoal, pastel)
The basics of colour are introduced.

Unit 03: Object Drawing

*Drawing and painting from cubes, cones, cylindrical objects drapery etc

*Study of group of objects placed formally. Mono colours in various media

*Study of different objects from natural settings like the classroom corner, study table, store room ,etc

*Tonal values studies of objects to understanding of composition, tones
And its properties, shape, form, contrast etc.

Learning Objectives:

*Study of proportion, line, colour, form, tone, texture and graphic representation.

*Nature Drawing and painting: Study of various natural forms.

*Drawing and painting from various man-made objects.

*Drawing and painting from memory- to develop the sense of observation and the capacity

to retain and recall images and their co-ordinations.

Pedagogy: Studio and outdoor work, demonstrations, slide shows and museum/gallery visits

Formative Assessment for Practical C1 & C2	
Assessment Occasion/ type	Marks
Internal Test	C1-10 + C2-10=20
Practical Assignments	15
Subject related Projects	05
Subject related activities like, Quiz, seminar, Team activities	05
Attendance / Classroom Participation	05
Total	50
<i>Formative Assessment as per NEP guidelines are compulsory</i>	

DAVANGERE UNIVERSITY
UNIVERSITY COLLEGE OF VISUAL ARTS, DAVANGERE
Contents of Courses for Bachelor of Visual Arts (BVA)

BVA FOUNDATION

1st Semester

Program Name	BVA Foundation		Semester	First Semester
Course Title	FUNDAMENTALS OF DESIGN 2D -1(Practical)			
Course Code:	DSC-VA02	Total Marks	100	
Contact hours	90 Hours	Practical No. of Credits	03	
Formative Assessment Marks	50	Summative Assessment Marks	50	

Course Outcomes (COs): After the successful completion of the course, the student will be able to:

- *Fundamental theories and principals of design as well as hands on training and practices.
- *Acquire critical thinking skills in the development and resolution of concepts related to visual media.
- *Understanding the relevance of design principals in historic and contemporary art and design.
- *Enhance scientific temperament by application of design.

Course Description: To develop the understanding of principles of design in abstract and translating them into design for simple problems.

Contents	90 Hrs
<p>Unit 01 : 2D Design</p> <p>*Understanding the design elements like point, line, shape, volume, texture and colour</p> <p>*Design principles like contrast, anomaly, harmony, rhythm, unity, balance, proportion and distortion.</p> <p>*Developing awareness of pictorial space; positive and negative spaces, organizational possibilities, Introduction to formal structures, grid, similarity, repetition and active and inactive structures. Applying these principles to create two-dimensional Designs with surrounding objects & subjects.</p> <p>Unit 02: Print-Making</p> <p>*Printing in fine arts is primary understanding of repetitive patterns, which are commonly used in creating effective printing images.</p> <p>*Impressions with the help of easily available materials like leaves, vegetables, wood, etc.</p>	

Stencil cut surreal so part of the study.

*Study of Relief Printing (Wood/ Lino) will be done while composing Simple figurative forms. Creating repetitive printing patterns.

Unit 03: Applied Art. (Drawing and 2D Design)

*Introduction to the use of graphic materials and tools

*Study of various objects and their linear structures

*Study from nature. *Exercises in division of space, use of device like grid, overlapping, repetition, etc.

*Formal and informal approach design

*Study of lettering and Calligraphy and Principles of design

Learning Objectives:

Study of two-dimensional space and its organizational possibilities.

*Elements of pictorial expression related to concepts of space and forms. Developing an Awareness of pictorial elements such as point, line, shape, volume texture, light and colour, Basic design problems.

*Study of various types of objects (natural and man-made) with a view to transform them into flat pictorial images.

*Developing an awareness of pictorial space-division of space form and its relation with space observation of primitive, folk and miniature paintings as well as graphic designs.

*Developing an awareness of inter-relationship of different shapes and forms -relative values.

*Activation of space through form and colour - Optical illusions.

*Handling of various types of material for pictorial Organization and rendering, such as: Pencil, pen, brushes, water colours, poster paints, pastel crayon, inks, cellophanes, oil newsprint and other college material, gums and adhesives, wax crayon with inks, etc.

* A coordinated series of basis design problems with aesthetic and analytical approach.

Pedagogy: Studio and outdoor work, demonstrations, slide shows and museum/gallery visit

Formative Assessment for Practical C1 & C2	
Assessment Occasion/ type	Marks
Internal Test	C1-10 + C2-10=20
Practical Assignments	15
Subject related Projects	05
Subject related activities like, Quiz, seminar, Team activities	05
Attendance / Classroom Participation	05
Total	50
<i>Formative Assessment as per NEP guidelines are compulsory</i>	

NOTE: The reference books are mentioned in the subject of Introduction to Basic Drawing-I should be followed.

DAVANGERE UNIVERSITY
UNIVERSITY COLLEGE OF VISUAL ARTS, DAVANGERE
Contents of Courses for Bachelor of visual Arts (BVA)
BVA FOUNDATION

1st Semester

ProgramName	BVA Foundation		Semester	First Semester
Course Title	FUNDAMENTALS OF MODELING 3D -1(Practical)			
Course Code:	DSC-VA 03	Total Marks	100	
Contact hours	90 Hours	Practical No. of Credits	03	
Formative Assessment Marks	50	Summative Assessment Marks	50	

Course Outcomes (COs): After the successful completion of the course, the student will be able to:

- *Knowledge to manipulate, integrate and use material to build two/three dimensional sculptures.
- *Understand to research form, materials and techniques as need by the direction of their sculptural work.
- *Observation and understanding of Natural objects transforming in sculpture art.
- *Enhance the belongingness towards mother earth.

Course Description: To give an introduction to basic materials of Clay Modelling 3D design (sculpture), fundamental techniques of sculpture. Making and design principles governing their organization.

Contents	90Hrs
Clay Modelling 3D Unit 01 : *Introduction to the simple tools and techniques. *Explore the nature of Form, geometric shapes, decorative designs by using of various materials like the clay, POP, paper, board, etc. *Study of various object and their linear structures. Unit 02: *Division of space as positive and negative exercise in relief sculpture. *Study of vegetables, fruits, flowers, etc. (relief sculpture) *Study of various objects. (relief sculpture)	

Unit 03:

*Simple relief compositional exercises.

*Shapes and Compositions

*Forms and Compositions.

Learning Objectives:

*Learning to see, experience and study of natural or manmade objects involving perception, analysis of perceptual elements and understanding of their relationships. In round-Natural or man-made objects, in relief most familiar areas of contact.

*Introduction to sculpture-basic elements and their relationships-Sculptural exercises based on studies from nature, human figures or other areas of contact.

*Exercises in sculptural expression-manipulation of space and volumes using different materials.

Pedagogy: Studio and outdoor work, demonstrations, slide shows and museum/gallery visits

Formative Assessment for Practical C1 & C2	
Assessment Occasion/ type	Marks
Internal Test	C1-10 + C2-10=20
Practical Assignments	15
Subject related Projects	05
Subject related activities like, Quiz, seminar, Team activities	05
Attendance / Classroom Participation	05
Total	50
<i>Formative Assessment as per NEP guidelines are compulsory</i>	

Reference.	
01	A Manual of Clay-Modelling (yesterdays classics) By Hermlone Unwin
02	The complete guide to sculpture-Modeling and ceramic techniques and materials By Barry Midgley.
03	Method and Material of Sculpture By David Reid.
04	Dictionary of Tools By R.A.Salman.
05	Sculptor s manual By Bainbridge Conall.
06	Encyclopedia of sculpture techniques By John Mills.
07	Ref : From-Youtube, Websites, Apps, Different types of social media.

DAVANGERE UNIVERSITY
UNIVERSITY COLLEGE OF VISUAL ARTS, DAVANGERE
Contents of Courses for Bachelor of Visual Arts (BVA)
BVA FOUNDATION

1st Semester

Program Name	BVA in Foundation	Semester	First Semester
Course Title	INTRODUCTION TO HISTORY OF INDIAN ART-1 (Theory)		
Course Code:	DSC-VA4	Total Marks	100
Contact hours	45 Hours	Theory No. of Credits	03
Formative Assessment Marks	40	Summative Assessment Marks	60

Course Outcomes (COs): After the successful completion of the course, the student will be able to:

- ❖ Understand the Genre (Various Aspects) of the Visual Art in India. Genre consists of various subjects under one Umbrella
- ❖ Students will get a comprehensive knowledge about the visual art and its wide scopes.
- ❖ The paper helps in providing introduction to varied subjects of Indian art which will be studied in details in next semesters.
- ❖ Outcome of the course and subject will give a broader idea and understanding about Indian art, Folk art, Culture & Folk tradition, their relation and differences.

Course Description

In this course, students are introduced to the history of Indian and Karnataka architecture. Emphasis will be on architectural styles, and paintings.

Contents	45 Hrs
UNIT:01	
01. Pre-Historic Art in India and Karnataka : Introduction to Bhimbetka and related sites and Karnataka Pre-Historic Art.	
02. Beginning of civilization : Indus Valley culture and Art- Harappa, Mohenjo-Daro, Lothal etc	
3. Badami Chalukays Period Art: Cave Architecture, Paintings.	
UNIT:02	
01. Rastrakuta Art: Temple Architecture.	
02. Hoysala Art : Temple Architecture.	

UNIT:03
01. Karnataka Folk Arts : Leather Puppetry, Kinnala Art, Kavikale, Hase Chittara Paintings, Yakshagana, etc
Learning Objectives:
<ul style="list-style-type: none"> * Learning to recognize architectural and painting styles of Indian and Karnataka art. * Insights into making and materials * Understanding art in relation to its socio-political, cultural, economic and material context

Pedagogy: Lectures, Presentations, Seminars, discussions, and museum/site visits

Formative Assessment for Theory C1 & C2	
Assessment Occasion/ type	Marks
Internal Tests	C1-10 + C2-10=20
Assignments/Field work/Project work/Case study	10
Theory related activities like, Quiz, seminar, Team activities	05
Attendance / Classroom Participation	05
Total	40
<i>Formative Assessment as per NEP guidelines are compulsory</i>	

References	
	KANNADA BOOKS
1	KALA PRAPANCHA-Dr.ShivaramKaranth.
2	Shilpadarsha-Volume 1 & 2 By G. Jnananada
3	DrashyakaleYendarenu By Chi.Su.KrishnaSetty
3	ChitrakalaPrapancha-KLA Publication , Bangalore
4	Shilpakala Prapancha-KLA Publication , Bangalore
5	Janapada Chitrakale-Dr.S.C.Patil.
6	Karnataka-KLA Publications and ShilpakalaAcademy Publications.

References	
7	Bharathiya Kale- N.Marishamachar
8	Drashyakala Prapancha-N.Marishamachar
9	Jagatika Chitrakae-B.P.Bayari
10	Kala Charitre-Ashok T Akki.
11	64 Kalegalu-M.Shridharmurthy.
12	Kale mattuRasaswadane Editor - Krishnaiah, Bharateeya Vidyabhana,Bangalore.
13	DrashyakalegalaGunagana By Dr.A L Narasimhan
14	HyosalShilpakale By N.Marishamacghar.
15	RashtrakutaShilpakale By H S Gopalrao
16	Karnataka Janapada Kosha By H C Boralingayya.
17	KarnatakadaKalegalu By Dr.B R Gopal
18	Badami SamskrutikaAdhayana ByShilakanthPattar
19	Karakushalakalegalu By KarigoudaBeechanahalli
20	Kala Ethihis By Dr.C V Badiger.
	ENGLISH BOOKS
1	History of Indian Art By Sandhya Ketkar
2	5000 years of Indian Art – SivaramaMurthi
3	Indian Architecture – Brown j Parcy (Hindu and Islamic period)
4	The Art and Architecture - Rowland &Benajan
5	Temples of south Indian - K.R.Srinivasan
6	An introduction to Indian and Western Art – Tomory
7	A Concise History of Indian Art - Roy C Craven

References	
8	Indian Art-Dr. Alka Pandey
9	Art and Visual Culture in India, 1857-2007 Gayatri Sinha
10	Indian Art and Over view- Gayatri Sinha
11	History of Indian Art by Vidya VachaspatiGerola
12	Ref : From-Youtube, Websites, Apps, Different types of social media.

DAVANGERE UNIVERSITY
UNIVERSITY COLLEGE OF VISUAL ARTS, DAVANGERE
Contents of Courses for Bachelor of visual Arts (BVA)
BVA FOUNDATION

OPEN ELECTIVE

1st Semester

Program Name	BVA Foundation (Visual Arts)	Program core	Applicable to non BVA
Course Title	BASIC DRAWING & PAINTING 1 (Practical)	Semester	Semester 1
Course Code	OE 1	Total Marks	100
Contact hours	90	No of Credits	03
Formative Assessment Marks	50	Summative Assessment Marks	50

<p>Course Outcomes (COs): After the successful completion of the course, the student will be able to:</p> <ul style="list-style-type: none"> *Practicing and creating art with different drawing medium and developing artistic skills. *Functional knowledge of tradition, conventions and evolution of the discipline as related to issue of representation and illusion. *Ability to synthesize the use of drawing, two dimensional compositions. *Enhances the emotional intelligence. *Students should be exposed to drawings made by master artists in various mediums at different times. 	
<p>Course description: This Course deals with basic understanding of Drawing skills and Observational skills. The Course involves fundamentals of Visual arts like colour, tone, textures etc.</p>	
OE 1 (3) :Content of Course: Basic Drawing & Painting 1	90 Hrs
Unit –1 : (Practical- Learning through Assignments)	30
Chapter 1: Observation Drawing – Understanding Point, Line, Plane, Volume , texture tone and colour from observation of life around	

Chapter 2: Color theory -Learning colour wheel and other concepts of Colours	
Unit 2 : Object Drawing (Practical- Learning through Assignments)	30
Chapter 1. Object Drawing – Study of Transparent, Translucent and Opaque Objects Chapter 2:Structural Drawing – Study of Organic and Inorganic Forms	
Unit –3 : Perspective Drawing (Practical- Learning through Assignments)	30
Chapter No. 1. To study Basic Geometrical forms such as Cube, Pyramid, Sphere, Cone, Cylinder etc. Chapter No. 2 : Out door sketching : Study of Human figure, animals, birds and nature.	

Pedagogy: Studio and outdoor work, demonstrations, slide shows and museum/gallery visits

Formative Assessment for Practical C1 & C2	
Assessment Occasion/ type	Marks
Internal Test	C1-10 + C2-10=20
Practical Assignments	15
Subject related Projects	05
Subject related activities like, Quiz, seminar, Team activities	05
Attendance / Classroom Participation	05
Total	50
<i>Formative Assessment as per NEP guidelines are compulsory</i>	

Reference Text:

- 1 Complete Book of Drawing Technique - Peter Stanyer.
- 2 Fun with the Pencil – Loomis.
- 3) Dynamic Figure Drawing – Burne Hogart
- 4) Anatomy and Drawing by Victor Perard
- 5) Drawing on the Right Side of the Brain - by Betty Edwards
- 6) Keys to Drawing by Bert Dodson

PRACTIAL INTERNAL SUBMISSION

I Semester

50% MARKS

Sl. No.	SUBJECT	MEDIUM	NUMBER OF WORKS
1	Introduction to basic drawing-1	Pencil/ Charcoal Watercolor/ Poster Colour/Acrylic colour / Pastels/Colour pencil etc	15 works
2	Fundamentals of Design 2D-1	Pencil/ Charcoal Water colour/ Poster Colour/Acrylic colour/ Pastels/Colour pencil Printing Ink (B/W & CPI Tone & Multi Color) etc	10 Works
3	Fundamentals of Modeling 3D-1	Clay / POP/etc.	10 works
4	Introduction to Basic Drawing and painting-1 (Open Elective)	Pencil/ Charcoal Water colour/ Poster Colour/Acrylic colour/ Pastels/Colour pencil etc	10works (OE-Students)
5	Sketch Books (200 pages)	Pencil/Charcoal/Pen/Ink/ Colour/etc	06 Books
6	Digital Media Works Are Compulsory	Using any digital software	02 works (All courses)
Total Works			35

NOTE:

1. For the Internal Submission Students should submit Minimum 33 works.
Students should submit the works which are done in the studio hours.
2. Test will be conducted for all the DSC practical subjects.
3. Cumulative internal assessment is mandatory.

INTERNAL SUBMISSION BASED ON FOLLOWING CRITERIAS:

Involvement & Punctuality	Technical Skill	Concept, Creativity, Presentation	Practical Test
20%	20%	40%	20%


DAVANGERE UNIVERSITY
UNIVERSITY COLLEGE OF VISUAL ARTS, DAVANGERE
Programme 2023-24
(NEP-2020)
STRUCTURES FOR BACHELOR OF VISUAL ART PROGRAMS (BVA)
BVA Foundation 2nd Semester

S.N	Course Code	Category of Course	Title of the Course	Credits	No. of Teaching hours per week	Evaluation Pattern	Internal Marks		Exam Marks		Total	Exam Hours
Discipline Specific Core (DSC)												
1	BVA F.II-P	DSC-VA 5	Introduction to BasicDrawing -2	04	08	Practical	50	25	50	25	100	15
2	BVA F.II-P	DSC-VA 6	Fundamentals of Design2D -2	03	08		50	25	50	25	100	15
	BVA F.II-P	DSC-VA 7	Fundamentals ofModeling 3D -2	03	04		50	25	50	25	100	05
3	BVA F.II-T	DSC-VA 8	Introduction to History of Western Art	03	03	Written Exam Theory	40	14	60	21	100	02
Open Elective (OE)												
4	BVA F.II-P	OE-VA 2	OE - Visual Arts Drawing and Painting-2	03	03	Art Work Display & Presentation	50	25	50	25	100	5
Ability Enhancement Compulsory Course (AECC)												
5	BVA F.II-L1	AECC-1	Language-1 Kannada / Hindi / English	03	04	Written Exam Theory	40	14	60	21	100	02
6	BVA F.II-L2	AECC-2	Language-2 Kannada / Hindi / English	03	04		40	14	60	21	100	02
7	BVA F.II-T 3	AECC-3	Environment Studies	03	03		40	14	60	21	100	02
Skill Enhancement: Value Based (SEC)												
8	BVA F.II-P	SEC-1	NSS & Sports, Cultural	02	02	Pre formation/ Practical	50	25	--	--	50	--
							410		440		850	
OE Paper is to be offered for the Students other than BVA												

Note:

1. Practical Examination will be conducted in Second Semester.
2. 2nd Semester Language Subjects in UG Programme prescribed Syllabus (Only first half)


BOS Chairman
UG-PG in Visual Arts,
University College of Visual Arts,
Davangere.


DEAN
Faculty of Arts
Davangere University
Shivagangotri, Davangere.

DAVANGERE UNIVERSITY
UNIVERSITY COLLEGE OF VISUAL ARTS, DAVANGERE
Contents of Courses for Bachelor of Visual Arts (BVA)
BVA FOUNDATION

2nd Semester

Program Name	BVA Foundation		Semester	Second Semester
Course Title	INTRODUCTION TO BASIC DRAWING -2 (Practical)			
Course Code:	DSC-VA05	Total Marks	100	
Contact hours	120 Hours	Practical No. of Credits	04	
Formative Assessment Marks	50	Summative Assessment Marks	50	

Course Outcomes (COs): After the successful completion of the course, the student will be able to:

- *Practicing and creating art with different drawing medium and developing artistic skills.
- *Functional knowledge of tradition, conventions and evolution of the discipline as related to issue of representation and illusion.
- *Ability to synthesize the use of drawing/design, two dimensional compositions.
- *Acquire critical thinking skills in the development and resolution of concepts related to visual media.

Course Description: Understanding of the relevance of design principals in historic and contemporary art and design.

Contents	120Hrs
Unit 01: Drawing / Memory Drawing * Exercises of drawing human figures in groups, organic forms/landscapes. * Memory drawing- Studying from Animal, Birds, Human forms, and other objects from the nature and the external situation and events we see are understood and remembered. *Drawings of machineries and off floral designs from Indian paintings. It may be exercises in detail *Study from Indian classical sculptures- like jewellery and design.	
Unit 02: Object Drawing *Drawing from cubes, cones, cylindrical objects drapery etc *Study of group of objects placed formally. Mono colors in various media *Study of different objects from natural settings like the classroom corner, study table, store room, etc *Tonal values studies of objects to understanding of composition, tones and its properties, shape, form, contrast etc.	

Unit 03: Still Life

*Still life composition of various man-made and natural objects- Flowers, Fruits, Vegetables, Fabrics etc.

*Study of objects placed formally. Mono colours in various media.

*Study of objects from natural settings like the classroom corner, study table, store room etc.

*Multi colour studies of objects to understanding of composition, Colour and its properties, shape, form, contrast etc.

Learning Objectives:

*Study of proportion, line, colour, form, tone, texture and graphic representation.

*Nature Drawing: Study of various natural form.

*Drawing and colour from various man-made and natural objects.

*Drawing from memory- to develop the sense of observation and the capacity to retain and recall images and their co-ordinations.

Pedagogy: Studio and outdoor work, demonstrations, slide shows and museum/gallery visits

Formative Assessment for Practical C1 & C2	
Assessment Occasion/ type	Marks
Internal Test	C1-10 + C2-10=20
Practical Assignments	15
Subject related Projects	05
Subject related activities like, Quiz, seminar, Team activities	05
Attendance / Classroom Participation	05
Total	50
<i>Formative Assessment as per NEP guidelines are compulsory</i>	

NOTE: The Reference books are mentioned in the I Semester should be followed.

DAVANGERE UNIVERSITY
UNIVERSITY COLLEGE OF VISUAL ARTS, DAVANGERE
Contents of Courses for Bachelor of visual Arts (BVA)
BVA FOUNDATION

2nd Semester

Program Name	BVA Foundation		Semester	Second Semester
Course Title	FUNDAMENTALS OF DESIGN 2D -2(Practical)			
Course Code:	DSC-VA06	Total Marks	100	
Contact hours	90 Hours	Practical No. of Credits	03	
Formative Assessment Marks	50	Summative Assessment Marks	50	

Course Outcomes (COs): After the successful completion of the course, the student will be able to:

- *Fundamental theories and principals of design as well as hands on training and practices.
- *Acquire critical thinking skills in the development and resolution of concepts related to visual media.
- *Understanding the relevance of design principals in historic and contemporary art and design.
- *Enhance scientific temperanment by application of design.

Course Description: To develop the understanding of principles of design in abstract and translating them into design for simple problems.

Contents	90 Hrs
Unit 01 : 2D Design / Pictorial Composition *Fundamental theories and principals of designs as well as hands on training & practices. * A study of design formation, notion of spatial division, relationship between form and space. *Execute simple exercises in Collages to understand visual elements-balance, contrast, color balance, perspective, rhythm, movement etc. *To create simple compositions to simple reference from design, figures, forms from primitive art, folk art, miniatures and jataka / Panchatantra narratives Use of different but naturally available colors. *Paintings are to be executed with simple subjects from the surroundings Use of Poster colors, Water colours and Acrylic, Colour pencil, Mix media colours etc.	
Unit 02: Print-Making *Printing in fine arts is primary understanding of repetitive patterns, which are commonly used in creating effective printing images.	

*Impressions with the help of easily available materials like leaves, vegetables, wood, etc. Stencil cuts are also part of the study.

*Printmaking process: Black and White layout, Making prints through printing process-in black and white-Lino cut, wood cut any other.

Unit 03: Applied Art. (Drawing and 2D Design)

*Basic Typography construction of basic letter forms– Type Terminology & design colour, optical and mechanical spacing with type or letter form for visual message type specification for design. Hand drawn rough visuals, using various instruments along with basic design software tools of computer.

*In-depth understanding of design elements such as typography, color layout, image and symbol/logo/icon, will be explored.

*Understandings of conceptualizing and designing corporate identity, other communication materials.

Learning Objectives:

Study of two-dimensional space and its organizational possibilities.

*Elements of pictorial expression related to concepts of space and forms. Developing an Awareness of pictorial elements such as point, line, shape, volume texture, light and colour, Basic design problems.

*Study of various types of objects (natural and man-made) with a view to transform them into flat pictorial images.

*Developing an awareness of pictorial space-division of space form and its relation with space observation of primitive, folk and miniature paintings as well as graphic designs.

*Developing an awareness of inter-relationship of different shapes and forms -relative values.

*Activation of space through form and colour - Optical illusions.

*Handling of various types of material for pictorial Organization and rendering, such as:

Pencil, pen, brushes, water colours, poster paints, pastel crayon, inks, cellophanes, oil newsprint and other college material, gums and adhesives, wax crayon with inks, etc.

* A coordinated series of basis design problems with aesthetic and analytical approach.

Pedagogy: Studio and outdoor work, demonstrations, slide shows and museum/gallery visits

Formative Assessment for Practical C1 & C2	
Assessment Occasion/ type	Marks
Internal Test	C1-10 + C2-10=20
Practical Assignments	15
Subject related Projects	05
Subject related activities like, Quiz, seminar, Team activities	05
Attendance / Classroom Participation	05
Total	50
<i>Formative Assessment as per NEP guidelines are compulsory</i>	

NOTE: The Reference books are mentioned in the I Semester should be followed.

DAVANGERE UNIVERSITY
UNIVERSITY COLLEGE OF VISUAL ARTS, DAVANGERE
Contents of Courses for Bachelor of visual Arts (BVA)
BVA FOUNDATION

2nd Semester

Program Name	BVA Foundation		Semester	Second Semester
Course Title	FUNDAMENTALS OF MODELING 3D -2 (Practical)			
Course Code:	DSC-VA07	Total Marks	100	
Contact hours	90 Hours	Practical No. of Credits	03	
Formative Assessment Marks	50	Summative Assessment Marks	50	

Course Outcomes (COs): After the successful completion of the course, the student will be able to:

- *Knowledge to manipulate, integrate and use material to build two/three dimensional sculptures.
- *Understand to research form, materials and techniques as need by the direction of their sculptural work.
- *Observation and understanding of Natural objects transforming in sculpture art.
- *Enhance the belongingness towards mother earth.

Course Description: To give an introduction to basic materials of Clay Modeling 3D design (sculpture), fundamental techniques of sculpture. Making and design principles governing their organization.

Contents	120Hrs
<p>Clay Modelling 3D</p> <p>Unit 01 :</p> <ul style="list-style-type: none"> *Introduction to the simple tools and techniques. *Explore the nature of Form, geometric shapes, decorative designs by using of various materials like the Clay, POP, Paper, Board, etc. *Study of various object and their linier structures. <p>Unit 02:</p> <ul style="list-style-type: none"> *Division of space as positive and negative exercise in relief sculpture. *Study of vegetables, fruits, flowers, Birds, Animals, Human forms (male-female) Parts of human body etc. (3D sculpture) *Study of various objects. (3D sculpture) 	

Unit 03:

- *Shapes and Compositions.
- *Simple round compositions.
- *Forms and Compositions with simple subjects.

Learning Objectives:

- *Learning to see, experience and study of natural or manmade objects involving perception, analysis of perceptual elements and understanding of their relationships. In round-Natural or man-made objects, in relief most familiar areas of contact.
- *Introduction to sculpture-basic elements and their relationships-Sculptural exercises based on studies from nature, human figures or other areas of contact.
- *Exercises in sculptural expression-manipulation of space and volumes using different materials.

Pedagogy: Studio and outdoor work, demonstrations, slide shows and museum/gallery visits

Formative Assessment for Practical C1 & C2	
Assessment Occasion/ type	Marks
Internal Test	C1-10 + C2-10=20
Practical Assignments	15
Subject related Projects	05
Subject related activities like, Quiz, seminar, Team activities	05
Attendance / Classroom Participation	05
Total	50
<i>Formative Assessment as per NEP guidelines are compulsory</i>	

NOTE: The Reference books are mentioned in the I Semester should be followed.

DAVANGERE UNIVERSITY
UNIVERSITY COLLEGE OF VISUAL ARTS, DAVANGERE
Contents of Courses for Bachelor of Visual Arts (BVA)
BVA FOUNDATION

2nd Semester

Program Name	BVA Foundation		Semester	Second Semester
Course Title	INTRODUCTION TO HISTORY OF WESTERN ART- (Theory)			
Course Code:	DSC-VA8	Total Marks	100	
Contact hours	45 Hours	Theory No. of Credits	03	
Formative Assessment Marks	40	Summative Assessment Marks	60	

Course Outcomes (COs): After the successful completion of the course, the student will be able to:

- ❖ Understand the Genre (Various Aspects) of the Visual Art in India. Genre consists of various subjects under one Umbrella
- ❖ Students will get a comprehensive knowledge about the visual art and its wide scopes.
- ❖ The paper helps in providing introduction to varied subjects of Indian art which will be studied in details in next semesters.
- ❖ Outcome of the course and subject will give a broader idea and understanding about Indian art, Folk art, Culture & Folk tradition their relation and differences.

Course Description

In this course, students are introduced to the history of Indian and Karnataka architecture. Emphasis will be on architectural styles, and paintings.

Contents	45 Hrs
UNIT:01	
Chapter No.1. Prehistoric Art: Introduction to important Pre-historic Sites of Europe-Altamira, Lascaux etc..	
Chapter No.2 . Introduction to early Civilization: Egypt Art.	
UNIT:02	
1. Introduction to Greek Art: Early Vase Paintings, Sculptures and Architecture.	
2. Roman Art: Architecture, Royal Portraits, Public Buildings, Roman Paintings.	
UNIT:03	
1 Byzantine Art : Painting, Sculpture and Architecture.	

2. Gothic art : painting, Sculpture and Architecture.
UNIT :04
1 The Art of Renaissance 2 The Baroque Art and The Rococo Art.
Learning Objectives: *Learning to recognize architectural, and painting styles of Indian and Karnataka art. * Insights into making and materials *Understanding art in relation to its socio-political, cultural, economic and material context

Pedagogy: Lectures, Presentations, Seminars, discussions, and museum/site visits

Formative Assessment for Theory C1 & C2	
Assessment Occasion/ type	Marks
Internal Tests	C1-10 + C2-10=20
Assignments/Field work/Project work/Case study	10
Theory related activities like, Quiz, seminar, Team activities	05
Attendance / Classroom Participation	05
Total	40
<i>Formative Assessment as per NEP guidelines are compulsory</i>	

References	
	KANNADA BOOKS
1	KALA PRAPANCHA-Dr.ShivaramKaranth
2	DrashyakaleYendarenu By Chi.Su.KrishnaSetty
3	PashatyaDrashyakalegalu By Dr.D A Upadhaya
3	Karnataka-KLA Publications and ShilpakalaAcademy Publications
4	DrashyakalaPrapancha- N.Marishamachar
5	JagatikaChitrakae-B.P.Bayari
6	Kala Charitre-Ashok T Akki.

References	
7	Baroque Art By Dr. S C Patil
	ENGLISH BOOKS
1	The History of Western Art By Sandhya Ketkar
2	An introduction to Indian and Western Art - Tomory
3	History of Arts By Janson
4	The Art and Architecture - Rowland & Benajan
5	History of Western Painting By Eric Newton.
6	Art and Visual Culture in India, 1857-2007 Gayatri Sinha
7	Principals of art By R G Collingwood.
8	Ref : From-Youtube, Websites, Apps, Different types of social media.

DAVANGERE UNIVERSITY
UNIVERSITY COLLEGE OF VISUAL ARTS, DAVANGERE
Contents of Courses for Bachelor of Visual Arts (BVA)
BVA FOUNDATION

OPEN ELECTIVE

2nd Semester

Program Name	BVA (Visual Arts)	Program core	Applicable to non BVA
Course Title	Basic Drawing & Painting 2 (Practical)		Semester
			Second
Course Code	OE 2	Total Marks	100
Contact hours	90	No of Credits	03
Formative Assessment Marks	50	Summative Assessment Marks	50

<p>Course Outcomes (COs): After the successful completion of the course, the student will be able to:</p> <ul style="list-style-type: none"> *Practicing and creating art with different drawing medium and developing artistic skills. *Functional knowledge of tradition, conventions and evolution of the discipline as related to issue of representation and illusion. *Ability to synthesize the use of drawing, two dimensional compositions. *Enhances the emotional intelligence. *Students should be exposed to drawings made by master artists in various mediums at different times. 	
<p>Course description:</p> <p>This Course deals with basic understanding of Drawing skills and Observational skills. The Course involves fundamentals of Visual arts like colour, tone, textures etc.</p>	
Content of Course: Drawing & Painting 2	90 Hrs
Unit –1 : (Practical- Learning through Assignments)	30
Chapter 1: Observation Drawing – Understanding Point, Line, Plane, Volume, texture, tone and colour from observation of life around	

Chapter 2: Color theory -Learning colour wheel and other concepts of Colours	
Unit 2 : Object Drawing (Practical- Learning through Assignments)	30
Chapter 1. Object Drawing – Study of Transparent, Translucent and Opaque Objects Chapter 2:Structural Drawing – Study of Organic and Inorganic Forms	
Unit –3 : Perspective Drawing (Practical- Learning through Assignments)	30
Chapter No. 1. To study Basic Geometrical forms such as Cube, Pyramid, Sphere, Cone, Cylinder etc. Chapter No. 2 :Out door sketching : Study of Human figure, animals, birds and nature. Introduction to memory drawing, single figure composition and Colour	

Pedagogy: Studio and outdoor work, demonstrations, slide shows and museum/gallery visits

Formative Assessment for Practical C1 & C2	
Assessment Occasion/ type	Marks
Internal Test	C1-10 + C2-10=20
Practical Assignments	15
Subject related Projects	05
Subject related activities like, Quiz, seminar, Team activities	05
Attendance / Classroom Participation	05
Total	50
<i>Formative Assessment as per NEP guidelines are compulsory</i>	

Reference Text:

- 1) Complete Book of Drawing Technique - Peter Stanyer.
- 2) Fun with the Pencil – Loomis.
- 3) Dynamic Figure Drawing – BurneHogart
- 4) Anatomy and Drawing by Victor Perard
- 5) Drawing on the Right Side of the Brain - by Betty Edwards
- 6) Keys to Drawing by Bert Dodson

PRACTIAL INTERNAL SUBMISSION

II Semester

50% MARKS

Sl. No.	SUBJECT	MEDIUM	NUMBER OF WORKS
1	Introduction to Basic Drawing-2	Pencil/ Charcoal Watercolor/ Poster Colour/ Acrylic colour/ Pastels/Colour pencil etc	15 works
2	Fundamentals of Design 2D-2	Pencil/ Charcoal Water colour/ Poster Colour/Acrylic colour/ Pastels/Colour pencil/oil colour. Printing Ink (B/W & CPI Tone & Multi Color) etc	10 Works
3	Fundamentals of Modeling 3D-2	Clay / POP/etc.	05 works
4	Introduction to Basic Drawing and painting-2 (open elective)	Pencil/ Charcoal Water colour/ Poster Colour/Acrylic colour/ Pastels/Colour pencil etc	10works (OE-Students)
5	Sketch Books (200 pages)	Pencil/Charcoal/Pen/Ink/ Colour/etc	06 Books
6	Digital Media Works. (Compulsory)	Using any digital software	02 works (All Courses)
		Total Works	35

NOTE:

1. For the Internal Submission Students should submit Minimum 35 works. Students should submit the works which are done in the studio hours.
2. Test will be conducted for all the DSC practical subjects.
3. Cumulative internal assessment is mandatory.

INTERNAL SUBMISSION BASED ON FOLLOWING CRITERIAS:

Involvement & Punctuality	Technical Skill	Concept, Creativity, Presentation	Practical Test
20%	20%	40%	20%

MODEL QUESTION PAPER

BVA-VISUAL ART: ALL SEMESTER THEORY PAPER EXAMINATIONS

Instructions to the Question Paper setters:

1. Kindly choose questions from all the units & Chapters of the syllabus given
2. Make sure the words and sentences are properly framed and the clarity of the question written is clearly understandable by the student
3. Give equal weightage to all the Chapter while framing the question
4. Do not frame the questions on subject area which is not included in the syllabus.
5. Frame the questions in such a way that, the questions shall be answerable in the given Examination duration.
6. Use the words such as; Define, Explain with suitable example, discuss briefly about, Justify, write a brief note etc., when it is necessary in question
7. Observe the below model question paper. It is only a Model question paper. You can modify the type of questions as per the subject you are supposed to set a Question paper, without deviating too much from the distribution and weightage of the marks

NEP-2020

THEORY MODEL QUESTION PAPERS

QP Code No:

Course: BVA in Sept/Oct-2023

Course Code: Course Title:

Time: 02 hours

Max: marks: 60

Instructions to the candidates: Answer all the sections

Part-A

Answers any TEN Questions

2X10=20

- 1
- 2
- 3
- 4
- 5
- 6

Part-B

Answers any FOUR Questions

5X4=20

- 7
- 8
- 9
- 10
- 11

Part-C

Answers any TWO Questions

10X2=20

- 12
- 13
- 14
- 15

NEP-2020
THEORY MODEL QUESTION PAPERS FOR DUMB & DUFF

QP Code No:

Course: BVA in Sept/Oct-2023

Course Code: Course Title:

Time: 02 hours

Max: marks: 60

Instructions to the candidates:

Part-A

**Answers any TEN Questions
(Multiple choice question)**

10X3=30

- | | | | | |
|----|----|----|----|--|
| 1 | | | | |
| a) | b) | c) | d) | |
| 2 | | | | |
| 3 | | | | |
| 4 | | | | |
| 5 | | | | |
| 6 | | | | |
| 7 | | | | |
| 8 | | | | |
| 9 | | | | |
| 10 | | | | |
| 11 | | | | |
| 12 | | | | |

Part-B

Match of following

10 Marks

- | | |
|----|---|
| 13 | |
| A | 1 |
| B | 2 |
| C | 3 |
| D | 4 |
| E | 5 |

Part-C

Fill in the blanks for the following questions

20 Marks

- | | |
|------|-------|
| 14 | |
| I) | |
| II) | |
| III) | |
| IV) | |
| V) | |

NEP-2020
PRATICAL MODEL QUESTION PAPERS
(This Practical Model Question Paper is 1st & 2nd Sem BVA Foundation only)

QP Code No:

Course: BVA in Sept/Oct-2023

Course Code: Course Title:

Time: hours

Max: marks:

Instructions to the candidates:

Part-A Marks

Part-B Marks

Part-C Marks

Question: _____

Topics:

Medium:


Size:

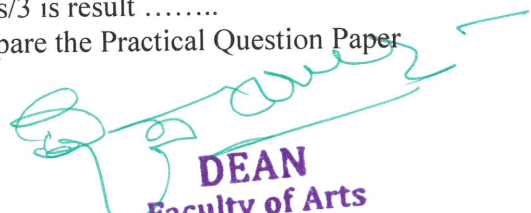
(Below Process is Compulsory)

- a) B/W key sketch (Process-I/ Stage -I)
- b) Color key sketch (Process-II/ Stage -II)
- c) Pre Final work (Process-III/ Stage -III)
- d) Well finished Final work / Final presentation

Note:

- 1) Part-A + Part-B + Part-C = 000 Total Marks/3 is result
- 2) BOE Chairman or Examiner should be prepare the Practical Question Paper


BOS Chairman
UG-PG in Visual Arts,
University College of Visual Arts,
Davangere.


DEAN
Faculty of Arts
Davangere University
Shivagangotri, Davangere.